

Scaled data based on original data using
LM-79-08 Approved Method: Electrical and Photometric Measurements of Solid-
State Lighting Products

Test Report Prepared for
Cooper Lighting Solutions
(formerly Eaton)

Brand: STREETWORKS

Report Number: P457230

Luminaire Tested: **GLAN-SA8C-740-U-T3**

Issue Date: 1/4/2021

Test Information

Test Method: LM-79-08
Report Number: P457230
TEST IS SCALED FROM IESNA LM-79-08 TEST DATA (G3-2011-042-12)
Test Lab: INNOVATION CENTER
Issue Date: 1/4/2021
Manufacturer: COOPER LIGHTING SOLUTIONS (FORMERLY EATON)
Product Line: STREETWORKS
Catalog Number: GLAN-SA8C-740-U-T3
Description: GALLEON AREA AND ROADWAY LUMINAIRE
(8) 70 CRI, 4000K, 1050mA LIGHTSQUARES WITH 16 LEDS EACH AND TYPE III OPTICS
Light Source: -
Ballast/Driver: ELECTRONIC DRIVER

Summary

Lumens per Lamp: N/A
Luminaire Lumens: 56297 lumens
Efficiency: N/A
Efficacy: 131.2 lumens/watt
Luminous Opening: Rectangular (W 1.5' x L: 1.5' x H: 0')
IES Classification: Type III - Short
BUG Rating: B4 - U0 - G5

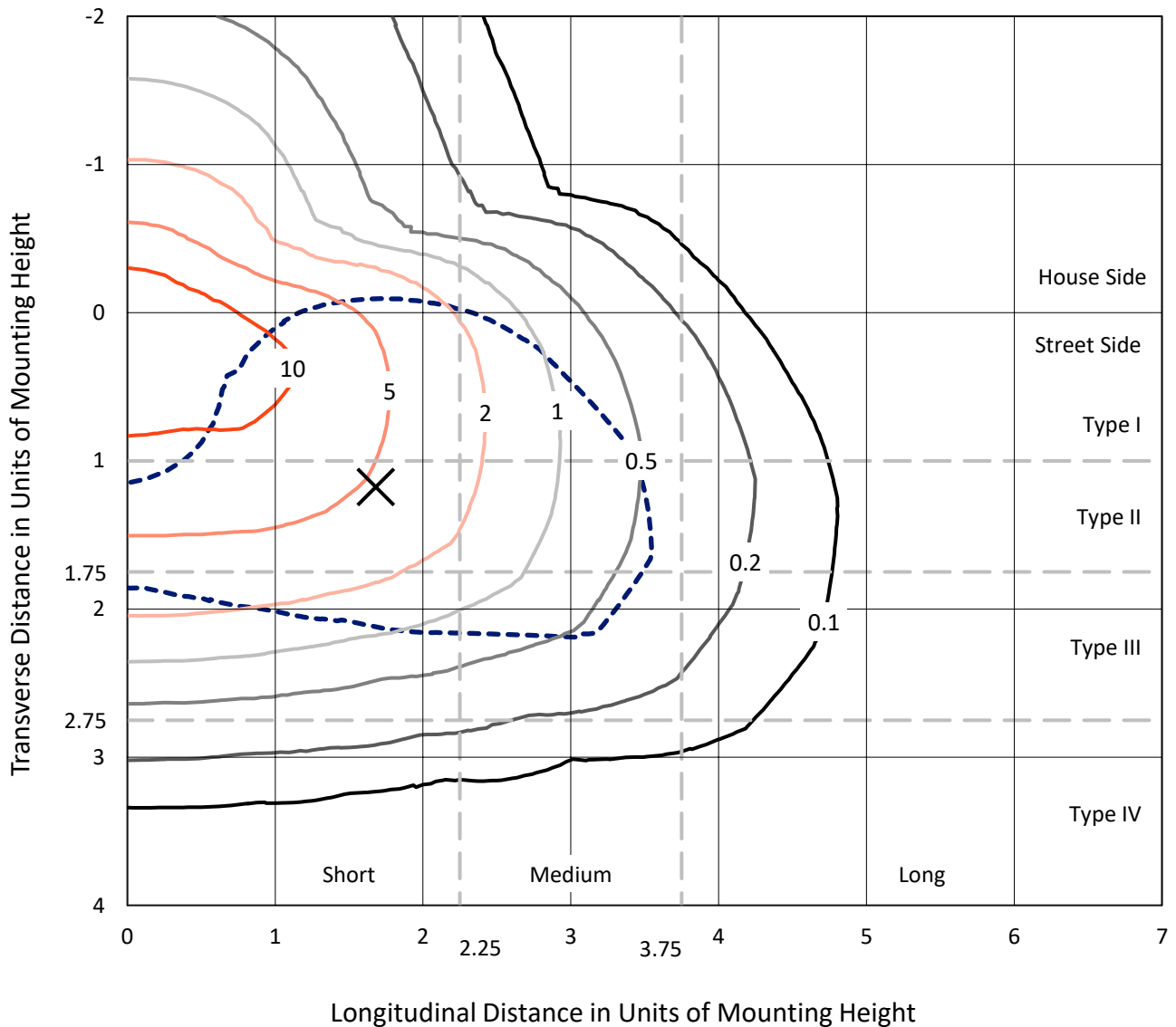
Input Watts (W): 429
Input Voltage (V): NR
Input Current (A_{in}): NR
Voltage Rise (V): NR
Power Factor: NR
Total Harmonic Distortion (THDi): NR
Frequency (hertz): 60
Stabilization Time: NR
Operation Time: NR
Ambient Temperature (°C): NR
Test Distance: 24 FT



REPORT NUMBER: P457230
 CATALOG NUMBER: GLAN-SA8C-740-U-T3

Iso-Footcandle Lines of Horizontal Illumination

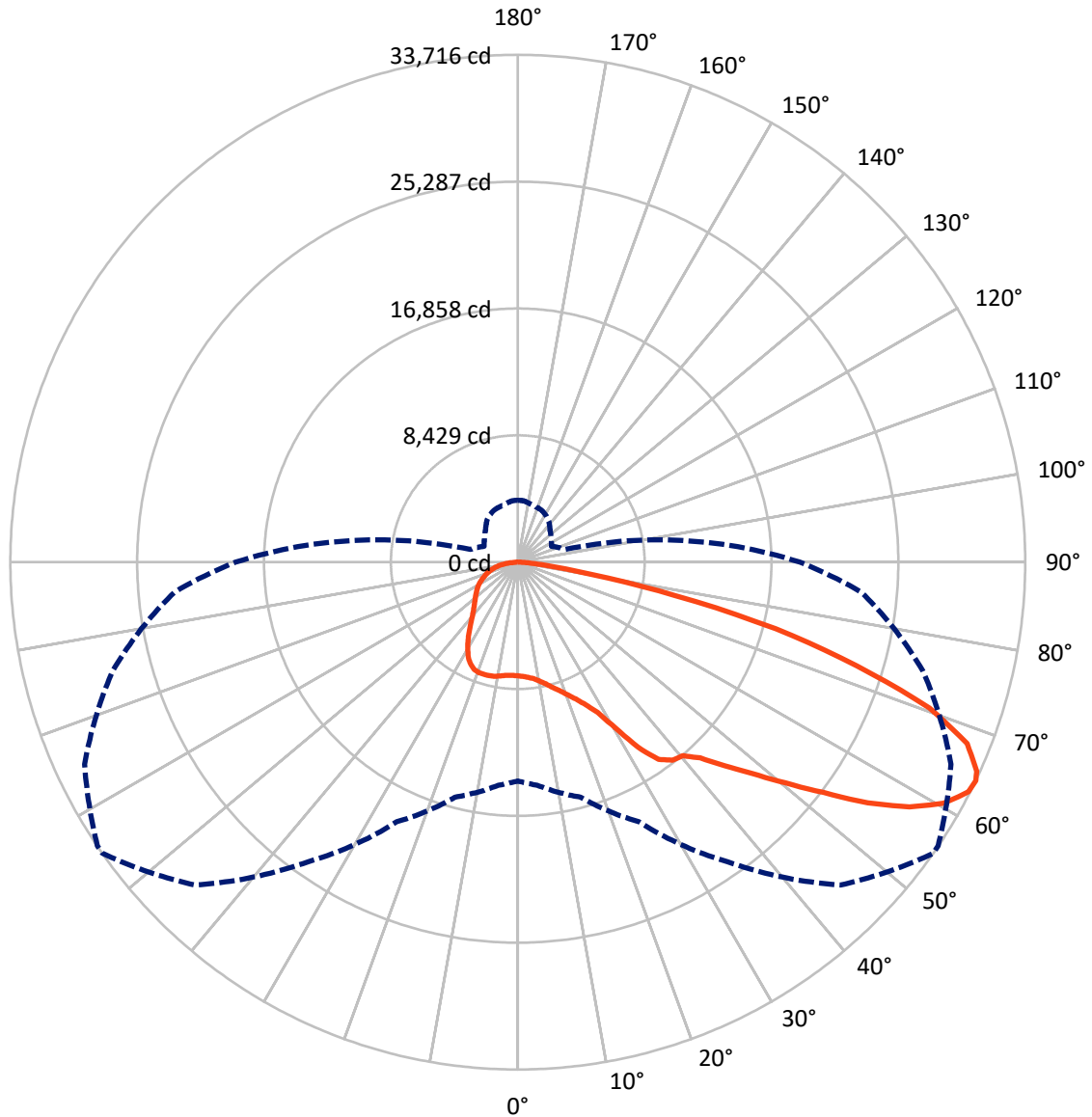
✕ Max cd
 - - - 1/2 Max cd



Based on 25 foot mounting height. Maximum calculated value = 13.8 fc
 Type III - Short - N/A

REPORT NUMBER: P457230
CATALOG NUMBER: GLAN-SA8C-740-U-T3

Luminous Intensity Polar Plot



— Vertical Plane Through 55-Deg Lateral - - - Horizontal Cone Through 64-Deg Vertical

REPORT NUMBER: P457230

CATALOG NUMBER: GLAN-SA8C-740-U-T3

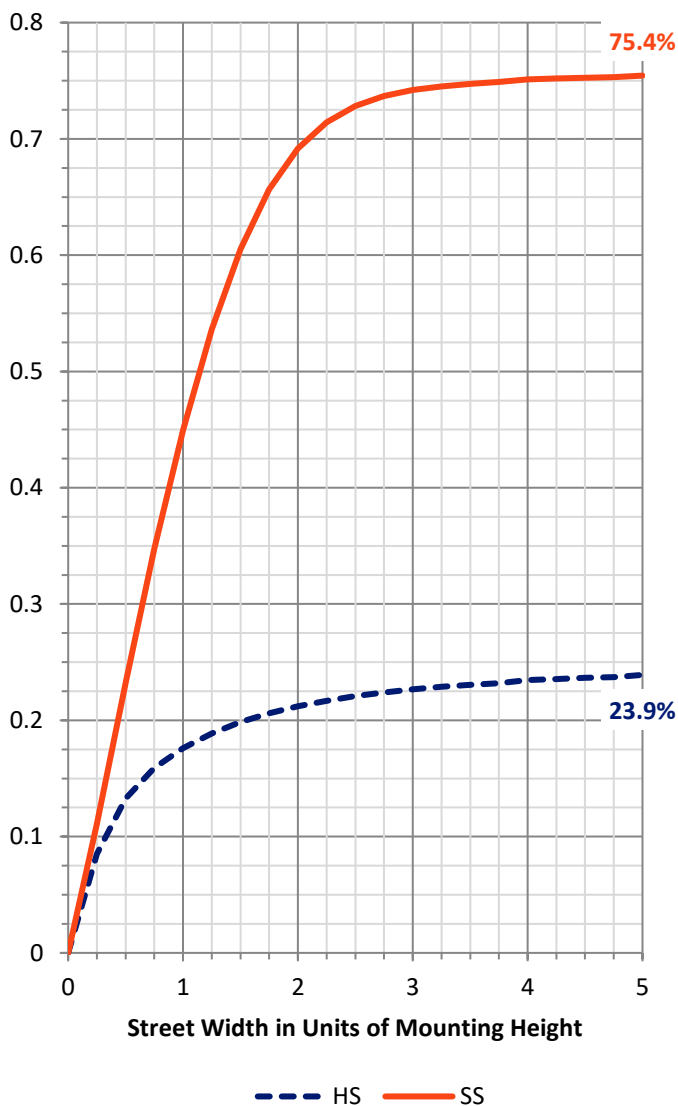
FLUX DISTRIBUTION:

		Downward	Upward	Total
House Side	Lumens	13675.7	0.0	13675.7
	% Fixture	24.3	0.0	24.3
Street Side	Lumens	42621.4	0.0	42621.4
	% Fixture	75.7	0.0	75.7
Total	Lumens	56297.0	0.0	56297.0
	% Fixture	100.0	0.0	100.0

ZONAL LUMENS:

Zone	Lumens	% Fixture
0°-10°	734.7	1.3
10°-20°	2318.3	4.1
20°-30°	4127.3	7.3
30°-40°	6350.2	11.3
40°-50°	9001.9	16.0
50°-60°	13030.1	23.1
60°-70°	13484.7	24.0
70°-80°	6314.9	11.2
80°-90°	934.8	1.7
90°-100°	0.0	0.0
100°-110°	0.0	0.0
110°-120°	0.0	0.0
120°-130°	0.0	0.0
130°-140°	0.0	0.0
140°-150°	0.0	0.0
150°-160°	0.0	0.0
160°-170°	0.0	0.0
170°-180°	0.0	0.0
0°-90°	56297.0	100.0
0°-180°	56297.0	100.0

Coefficient of Utilization



REPORT NUMBER: P457230

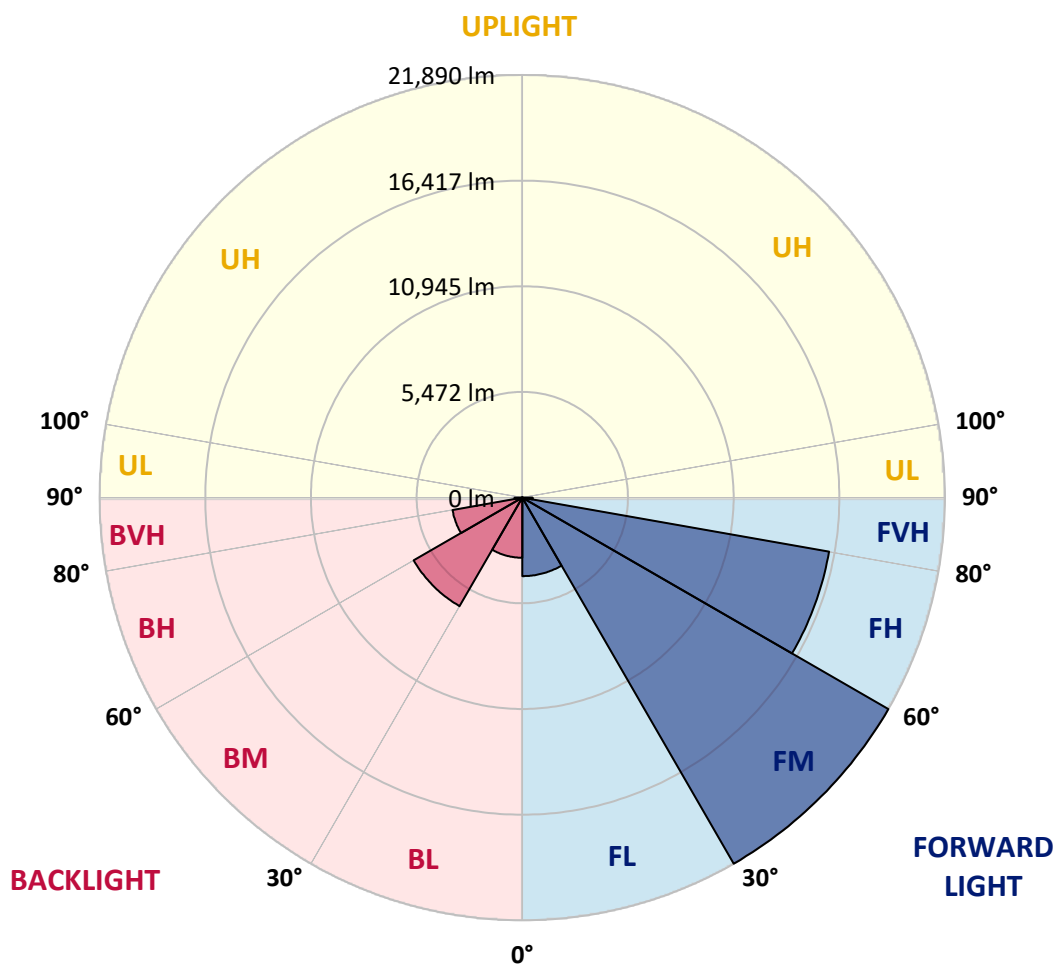
CATALOG NUMBER: GLAN-SA8C-740-U-T3

LUMINAIRE CLASSIFICATION SYSTEM LUMEN TABLE AND BUG RATING:

Zone		Lumens	% Fixture	Zone Rating/Lumen Limit		
				B	U	G
FL	(0°-30°)	4065.5	7.2			
FM	(30°-60°)	21889.8	38.9			
FH	(60°-80°)	16130.7	28.7			G5
FVH	(80°-90°)	535.3	1.0			G4/750
BL	(0°-30°)	3114.8	5.5	B4/5000		
BM	(30°-60°)	6492.4	11.5	B4/8500		
BH	(60°-80°)	3668.9	6.5	B4/5000		G4/5000
BVH	(80°-90°)	399.6	0.7			G3/500
UL	(90°-100°)	0.0	0.0		U0/0	
UH	(100°-180°)	0.0	0.0		U0/0	

BUG Rating: B4-U0-G5

Type III Short





REPORT NUMBER: P457230

CATALOG NUMBER: GLAN-SA8C-740-U-T3

CANDELA DISTRIBUTION (FULL):

	0°	5°	15°	25°	35°	45°	55°	56°	65°	75°	85°
0°	7553.4	7553.4	7553.4	7553.4	7553.4	7553.4	7553.4	7553.4	7553.4	7553.4	7553.4
2.5°	7638.1	7634.9	7644.4	7634.9	7641.2	7619.3	7609.8	7616.1	7606.7	7591.0	7562.8
5°	7732.2	7729.1	7732.2	7719.7	7726.0	7713.4	7691.4	7697.7	7682.0	7647.5	7606.7
7.5°	7892.3	7879.7	7879.7	7876.6	7864.0	7845.2	7829.5	7823.2	7807.5	7763.6	7700.8
10°	8099.4	8099.4	8102.5	8077.4	8093.1	8058.6	8042.9	8039.8	7986.4	7929.9	7842.1
12.5°	8372.4	8388.1	8378.7	8366.1	8359.8	8347.3	8293.9	8306.5	8246.9	8149.6	8042.9
15°	8711.3	8736.4	8720.7	8714.4	8698.8	8651.7	8629.7	8620.3	8541.9	8400.6	8259.4
17.5°	9160.1	9128.7	9116.1	9100.4	9034.5	9000.0	8962.4	8956.1	8887.0	8720.7	8501.1
20°	9552.3	9596.2	9571.1	9555.5	9489.6	9423.7	9395.4	9386.0	9326.4	9144.4	8792.9
22.5°	10019.9	10029.3	10038.7	10001.1	9969.7	9919.5	9869.3	9853.6	9831.6	9643.3	9213.4
25°	10518.8	10556.5	10525.1	10487.5	10449.8	10446.7	10493.7	10487.5	10478.0	10296.0	9772.0
27.5°	11331.6	11366.1	11375.5	11334.7	11190.4	11202.9	11309.6	11344.2	11488.5	11187.3	10490.6
30°	11789.8	11824.3	11902.7	12056.5	12285.6	12486.4	12743.7	12822.2	12960.3	12392.3	11344.2
32.5°	12072.2	12084.7	12226.0	12511.5	13198.8	13948.8	14648.6	14676.8	14764.7	13967.6	12125.5
35°	12517.8	12527.2	12640.2	12954.0	13760.5	15009.4	16092.1	16126.6	16054.4	14457.1	12489.6
37.5°	13067.0	13092.1	13164.2	13424.7	14388.1	15897.5	16691.4	16666.3	16026.2	14846.3	13132.9
40°	13867.2	13867.2	13782.4	14133.9	15050.2	16405.9	16901.7	16857.8	16688.3	15972.8	14111.9
42.5°	14573.2	14560.7	14761.5	15000.0	15878.7	17190.4	17783.5	17855.7	18135.0	17388.1	15226.0
45°	15492.7	15549.2	15662.2	16095.2	17287.7	18530.4	19296.1	19365.1	19760.5	19054.4	16528.3
47.5°	16421.6	16440.4	16795.0	17372.4	19032.5	20347.3	20974.9	21087.9	21448.8	21003.2	17931.0
50°	17080.6	17259.4	17827.4	18737.5	20830.6	22562.8	23052.3	23187.3	23824.3	23124.5	19565.9
52.5°	17777.2	17953.0	18646.5	20033.5	22895.4	24828.5	25431.0	25522.0	26184.1	25271.0	21238.5
55°	18373.5	18536.6	19324.3	21182.0	24539.8	27141.3	28233.3	28126.6	28443.6	26924.7	22528.3
57.5°	18470.7	18602.5	19594.2	21916.3	25776.2	29124.5	30690.4	30753.2	30386.0	28161.1	23592.1
60°	17717.6	17987.5	19126.6	21837.9	26331.6	30505.3	32523.1	32567.0	31525.2	28795.0	24015.7
62.5°	16383.9	16355.7	17733.3	20576.4	25553.4	30819.1	33602.6	33555.5	31970.8	28490.6	23604.6
64°	14541.9	14880.8	16167.4	19026.2	24298.2	30335.8	33715.5	33690.4	31757.4	27856.7	22904.8
65°	13418.4	13399.6	14670.5	17758.4	23049.2	29607.8	33514.7	33480.2	31311.8	27288.7	22362.0
67.5°	9687.3	9731.2	10986.4	13704.0	18737.5	26761.5	32206.1	32077.5	29554.4	25405.9	20297.1
70°	5868.2	5893.3	6878.7	9091.0	13449.8	21633.9	29030.4	29036.7	26865.1	22594.2	17275.1
72.5°	3091.0	3156.9	3552.3	5162.1	8168.4	15178.9	23551.3	24109.9	23064.9	19283.5	13647.5
75°	1719.7	1729.1	2008.4	2545.0	4167.4	8494.8	17701.9	17862.0	18260.5	15520.9	10092.1
77.5°	1311.7	1330.5	1418.4	1644.4	2268.8	3938.3	10713.4	11516.8	12869.3	10942.5	5758.4
80°	1063.8	1082.6	1158.0	1292.9	1509.4	1867.2	4977.0	5410.0	6888.1	4857.7	2246.9
82.5°	828.5	815.9	913.2	1001.0	1098.3	1104.6	2042.9	2259.4	2805.4	2090.0	972.8
85°	615.1	615.1	693.5	674.7	709.2	646.4	900.6	994.8	1123.4	888.1	451.9
87.5°	244.8	269.9	455.0	408.0	316.9	254.2	332.6	351.5	389.1	348.3	188.3
90°	0.0	0.0	0.0	0.0	0.0	0.0	0.0	0.0	0.0	0.0	0.0



REPORT NUMBER: P457230
 CATALOG NUMBER: GLAN-SA8C-740-U-T3

CANDELA DISTRIBUTION (continued):

	90°	95°	105°	115°	125°	135°	145°	155°	165°	175°	180°
0°	7553.4	7553.4	7553.4	7553.4	7553.4	7553.4	7553.4	7553.4	7553.4	7553.4	7553.4
2.5°	7565.9	7575.3	7553.4	7537.7	7531.4	7522.0	7512.6	7515.7	7528.3	7540.8	7537.7
5°	7603.6	7606.7	7569.0	7550.2	7537.7	7525.1	7525.1	7534.5	7559.6	7578.5	7578.5
7.5°	7697.7	7697.7	7644.4	7609.8	7591.0	7569.0	7562.8	7565.9	7584.7	7609.8	7613.0
10°	7845.2	7832.6	7763.6	7710.3	7675.7	7622.4	7575.3	7550.2	7559.6	7575.3	7575.3
12.5°	8024.1	7989.6	7901.7	7829.5	7744.8	7644.4	7547.1	7496.9	7493.7	7509.4	7503.1
15°	8215.5	8177.8	8055.5	7923.7	7776.2	7628.7	7512.6	7440.4	7383.9	7368.2	7402.7
17.5°	8438.3	8359.8	8190.4	8008.4	7788.7	7597.3	7415.3	7267.8	7167.4	7139.1	7148.5
20°	8708.2	8604.6	8375.5	8090.0	7779.3	7484.3	7201.9	7004.2	6841.0	6790.8	6797.1
22.5°	9081.6	8902.7	8567.0	8130.8	7700.8	7270.9	6878.7	6621.3	6423.6	6345.2	6392.3
25°	9505.2	9310.7	8749.0	8121.4	7496.9	6928.9	6495.8	6160.1	5981.2	5865.1	5890.2
27.5°	10088.9	9743.7	8943.5	8036.6	7205.0	6511.5	6009.4	5692.5	5529.3	5469.7	5497.9
30°	10835.8	10305.5	9153.8	7807.5	6743.7	5984.3	5519.9	5312.8	5215.5	5140.2	5165.3
32.5°	11375.5	10700.9	9200.9	7421.6	6244.8	5504.2	5187.2	5033.5	4926.8	4854.6	4870.3
35°	11761.5	11036.6	9178.9	6947.7	5723.9	5108.8	4923.6	4798.1	4625.5	4468.6	4440.4
37.5°	12279.3	11457.1	9018.8	6429.9	5209.2	4842.1	4710.3	4478.0	4230.1	4019.9	4010.5
40°	13073.2	11949.8	8676.8	5821.1	4769.9	4644.4	4484.3	4183.1	3916.3	3746.9	3734.3
42.5°	13892.3	12404.8	8212.4	5181.0	4409.0	4437.2	4242.7	3944.6	3781.4	3671.6	3659.0
45°	14893.3	12897.5	7710.3	4625.5	4142.3	4242.7	4032.4	3859.8	3762.6	3690.4	3671.6
47.5°	15976.0	13402.7	7145.4	4126.6	3916.3	4063.8	3944.6	3866.1	3812.8	3762.6	3740.6
50°	17143.3	13967.6	6615.1	3724.9	3712.3	3878.7	3935.2	3906.9	3875.5	3859.8	3841.0
52.5°	18423.7	14545.0	6169.5	3442.5	3533.5	3746.9	3938.3	3960.3	3960.3	3950.8	3938.3
55°	19289.8	14946.7	5717.6	3213.4	3351.5	3640.2	3932.0	4016.7	4048.1	4035.6	4023.0
57.5°	19929.9	15166.3	5149.6	3015.7	3197.7	3536.6	3897.5	4023.0	4054.4	4070.1	4063.8
60°	20061.7	14962.4	4405.9	2808.6	3031.4	3386.0	3772.0	3928.9	3969.7	4067.0	4076.4
62.5°	19468.6	14334.7	3665.3	2604.6	2827.4	3156.9	3602.5	3822.2	3903.8	4054.4	4070.1
64°	18740.6	13631.8	3254.2	2475.9	2695.6	3028.2	3517.8	3793.9	3900.6	4101.5	4114.0
65°	18207.1	13120.3	2996.9	2394.4	2610.9	2943.5	3470.7	3803.4	3928.9	4173.6	4192.5
67.5°	16242.7	11359.8	2479.1	2202.9	2410.0	2799.2	3480.1	3881.8	3922.6	4201.9	4198.8
70°	13440.4	9043.9	2077.4	2027.2	2215.5	2683.1	3442.5	3756.3	3759.4	3944.6	3900.6
72.5°	10063.8	6684.1	1801.3	1845.2	1999.0	2406.9	3251.1	3586.8	3533.5	3558.6	3514.6
75°	6913.2	4421.6	1550.2	1650.6	1773.0	2127.6	2981.2	3257.3	3172.6	3141.2	3109.8
77.5°	3690.4	2444.6	1289.8	1459.2	1540.8	1838.9	2601.5	2868.2	2780.3	2658.0	2617.2
80°	1493.7	1151.7	1038.7	1208.2	1255.2	1481.2	2165.3	2331.6	2265.7	2052.3	1983.3
82.5°	750.0	690.4	815.9	950.8	954.0	1057.5	1609.8	1766.7	1619.2	1358.8	1299.2
85°	392.3	404.8	561.7	668.4	590.0	571.1	966.5	1070.1	982.2	853.6	768.8
87.5°	141.2	163.2	295.0	291.8	207.1	109.8	213.4	103.6	56.5	34.5	43.9
90°	0.0	0.0	0.0	0.0	0.0	0.0	0.0	0.0	0.0	0.0	0.0

(END OF REPORT)